



REALTOR.CA

ANDROID UI LIBRARY

Created by Alejandra Anderson on August 2020



INTRO

The purpose of this document is to define a consistent and shared vocabulary for making future design decisions.

These guidelines describe the visual UI elements for the Realtor.ca App. Including elements such as the grid system, color palette, typography, buttons, iconography, forms, cards and listing layouts.

Keeping a consistent look and feel is essential to presenting a strong, unified image for the company.

These guidelines reflect Realtor.ca commitment to quality, consistency and style.



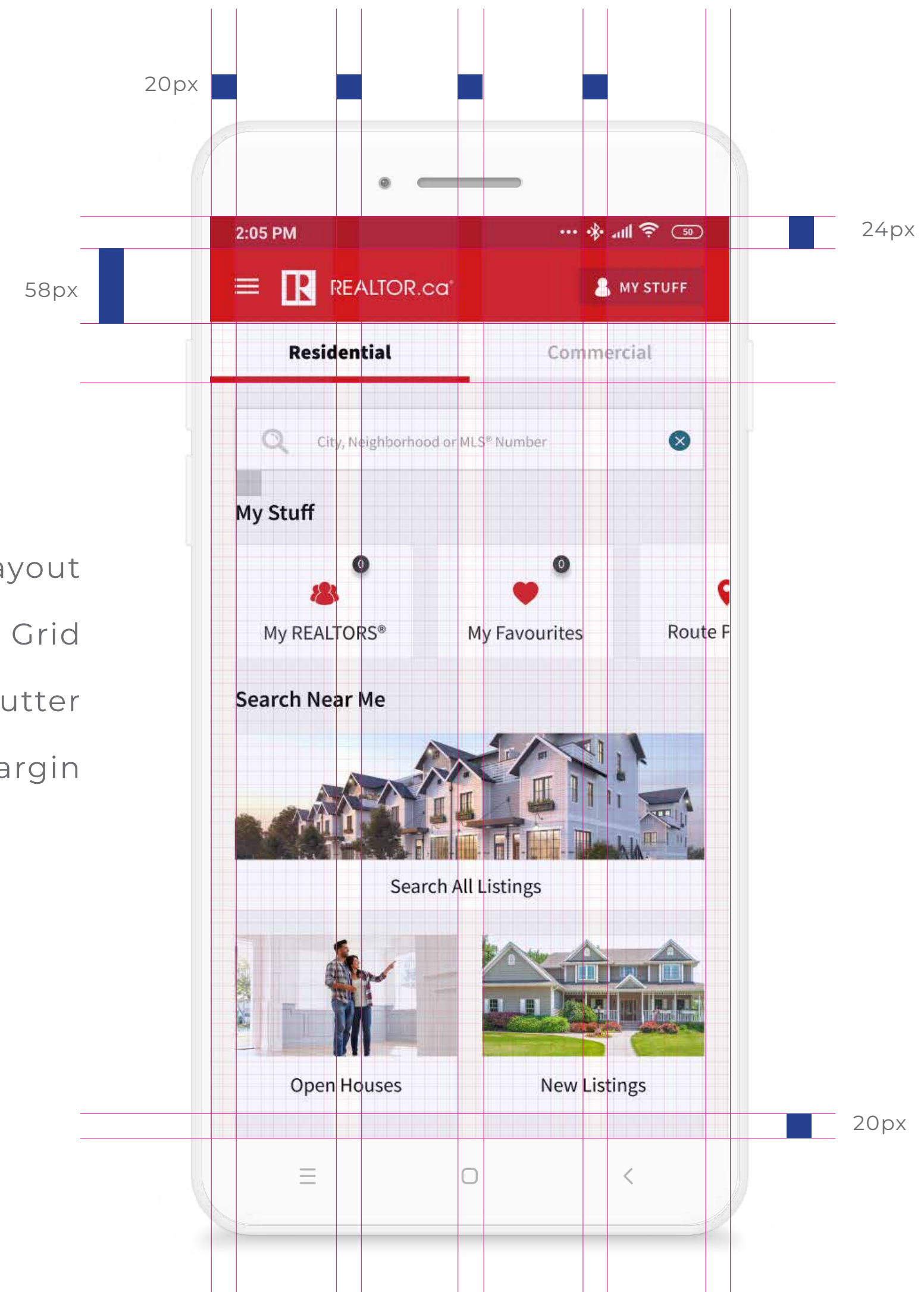
TABLE OF CONTENTS

Grid System	4
ATOMS	5
Color Palette	6
Typography	9
Buttons	11
Iconography	13
MOLECULES	14
Forms	15
Cards	16
ORGANISMS	17
Bars	18
Gallery	19
TEMPLATES	20
Menu	21
Map Page	22
Listing layouts	23



GRID LAYOUT

- 4 Column layout
- 10px Grid
- 20px Gutter
- 20px Margin





ATOMS

UI elements that can't be broken down
any further and serve as the elemental
building blocks of our app interface



COLORS

Brand Colors



Primary Red
#CF1A1B

Usage
Main Nav background
Tab highlighting
Icon highlighting



Secondary Red
#AD1B26

Usage
Battery Bar background
Buttons on top of navbar
Tab highlighting
Icon highlighting



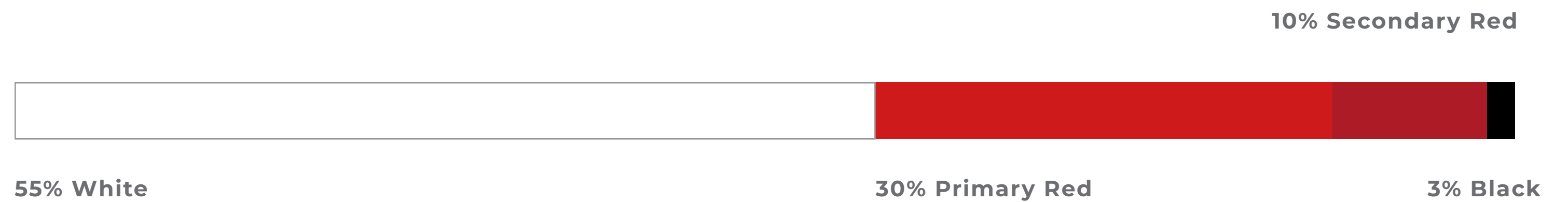
White #FFFFFF

Usage
Sections Background
Copy on red
Icons on red



Black #000000

Usage
Titles





COLORS

Neutral Colors



Dark Grey #393939

Usage


- Icon Colors
- Body Text
- Dark transparent overlays
- Button highlighted



Medium Grey #1A6072

Usage


- Stokes
- Outlines
- Button Secondary



Light Grey #F2F2F2

Usage

- Sections Background
- Division lines



COLORS

Interaction
and semantic colors



Primary Blue #1A6072

Usage
CTA buttons



Light Blue #2DA2BF

Usage
Small button elements
no text can be added
on top



Success Green #388e42

Usage
Feedback on Success



Error Red #d93626

Usage
Feedback on Error



TYPOGRAPHY

Aa

Font Family:

Source Sans Pro Regular

\$XXX

H1 - Source Sans Pro Regular
30px / 38px / 1.2
#4f4957

Headers

H2 - Source Sans Pro semiBold
20px / 38px / 1
#000000

Subtitles

H3 - Source Sans Pro Regular
18px / 26px / 1.5
#393939

Small Text

H4 - Source Sans Pro Regular
14px / 22px / 1.5
#393939

Paragraph

P - Source Sans Pro Regular
16px / 24px / 1
#393939

The quick brown fox jumps over the lazy dog

The quick brown fox jumps over the lazy dog

Aa

Font Family:

Source Sans Pro SemiBold

H1 The quick brown fox jumps over the lazy dog

H2 The quick brown fox jumps over the lazy dog

H3 The quick brown fox jumps over the lazy dog

H4 The quick brown fox jumps over the lazy dog

p The quick brown fox jumps over the lazy dog

A B C D E F G H I J K L M N O
P Q R S T U V W X Y Z

a b c d e f g h i j k l m n o
p q r s t u v w x y z

Do not write paragraphs on red backgrounds. Please use a white or light grey background with black or dark grey text to ensure legibility.

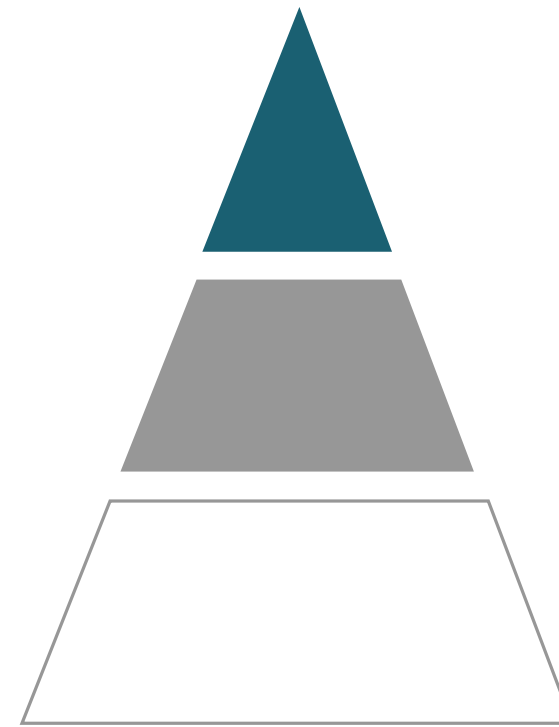
Red backgrounds can have white titles or small sentences only.

Do not use H2 or smaller font when writing on top of a red background



BUTTONS

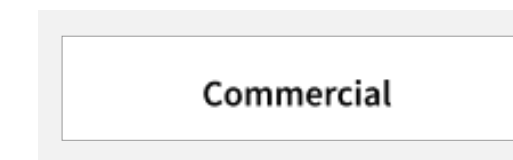
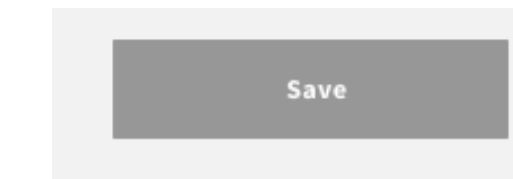
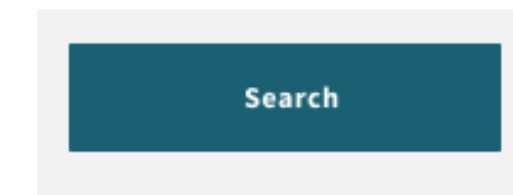
Standard CTA Buttons



High Emphasis

Medium Emphasis

Low Emphasis




Button - Enabled

Blue #1A6072



Button - Disabled

Bk #AD1B26



Button - Focus


Blue #0F718C



Button -Pressed

Blue #1A6072





BUTTONS & TABS

Container with Icon and Tabs

Button - Enabled
Bk #AD1B26



Button - Disabled
Bk #AD1B26



Button - Focus
Bk #CF1A1B




Button -Pressed
Bk #AD1B26



Tab - Enabled
Red #CF1A1B



Tab - Disabled
Grey #F2F2F2



Tab - Focus
Grey #F2F2F2



TabPressed
Red #CF1A1B





ICONS

All icons should be centred in a 42px x 42px transparent box background to ensure consistency in size.



My Realtors



My Favourites



Route Planner



Home



Property Search



Research Realtors



Mortgage Calculator



My Preferences



Help

MY STUFF ICONS

HAMBURGER MENU ICONS



MOLECULES

A collections of atoms that form relatively
simple UI components.



FORMS

Drop down,
picker and search

DROP DOWN

Default

Drop down

- \$Unlimited
- \$2,000,000
- \$2,100,000
- \$2,150,000
- \$2,175,000
- \$2,200,000
- \$2,250,000

Highlight

- \$Unlimited
- \$2,000,000
- \$2,100,000
- \$2,150,000
- \$2,175,000
- \$2,200,000
- \$2,250,000

Max width

PICKER

 1 | 1+ 1 | 1+ 2+ | 3

SEARCH BAR

Default

Focus

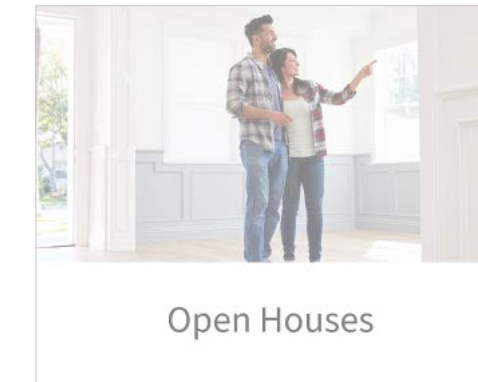


CARDS

Showcase cards should always contain fullcolor brand images that best represent the call to action.



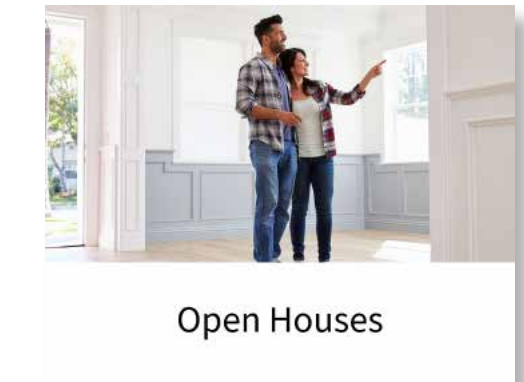
Card - Enabled



Card - Disabled



Card - Focus



Card - Pressed

Min Card Width 176px -> Max width 372px



Card - Half Size

->



Card - Full Size



ORGANISMS

Relatively complex components that form
discrete sections of an interface



BARS

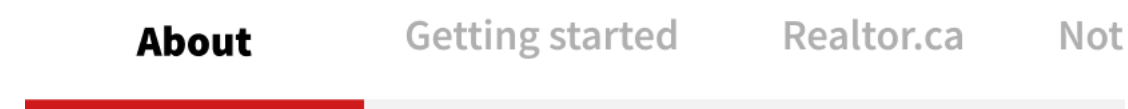
NAV BAR



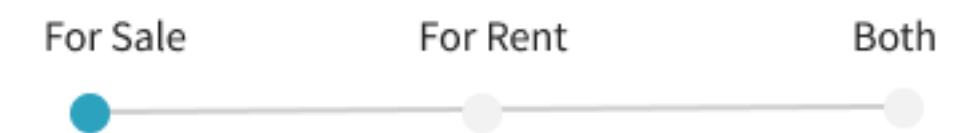
STATUS BAR



TAB BARS



SLIDER BAR





GALLERY

CAROUSEL GALLERY





The carousel image gallery in the property view page should be full width. If an image width is smaller do not stretch it to fit. It is best to fit only whichever side (height or width) is bigger and let the rest be black.

Please limit the image selector to 15. When the right or left arrows are clicked the next 15 or the remainder of the images can be slide into view.

Reference - Property View Page

505 207 Maple Street, Vancouver, British Columbia

Residential

For Sale  

\$1,599,900

Listing ID	Beds	Baths	Lot Size
R2461333	3	3	3

General Description

Prime Kitsilano area! This southwest facing 3 bedrooms 3 baths and solarium and den unit,

Contact REALTOR | Share | Map | Add to Route Planner



TEMPLATES







Consisting mostly of groups of organisms
stitched together to form pages.

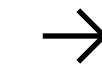








MENU

MAIN MENU



-  Home
-  Property Search
-  Research REALTORS®
-  Mortgage Calculator
-  My Preferences
-  Help



-  Home
-  Property Search
-  Research REALTORS®
-  Mortgage Calculator
-  My Preferences
-  Help

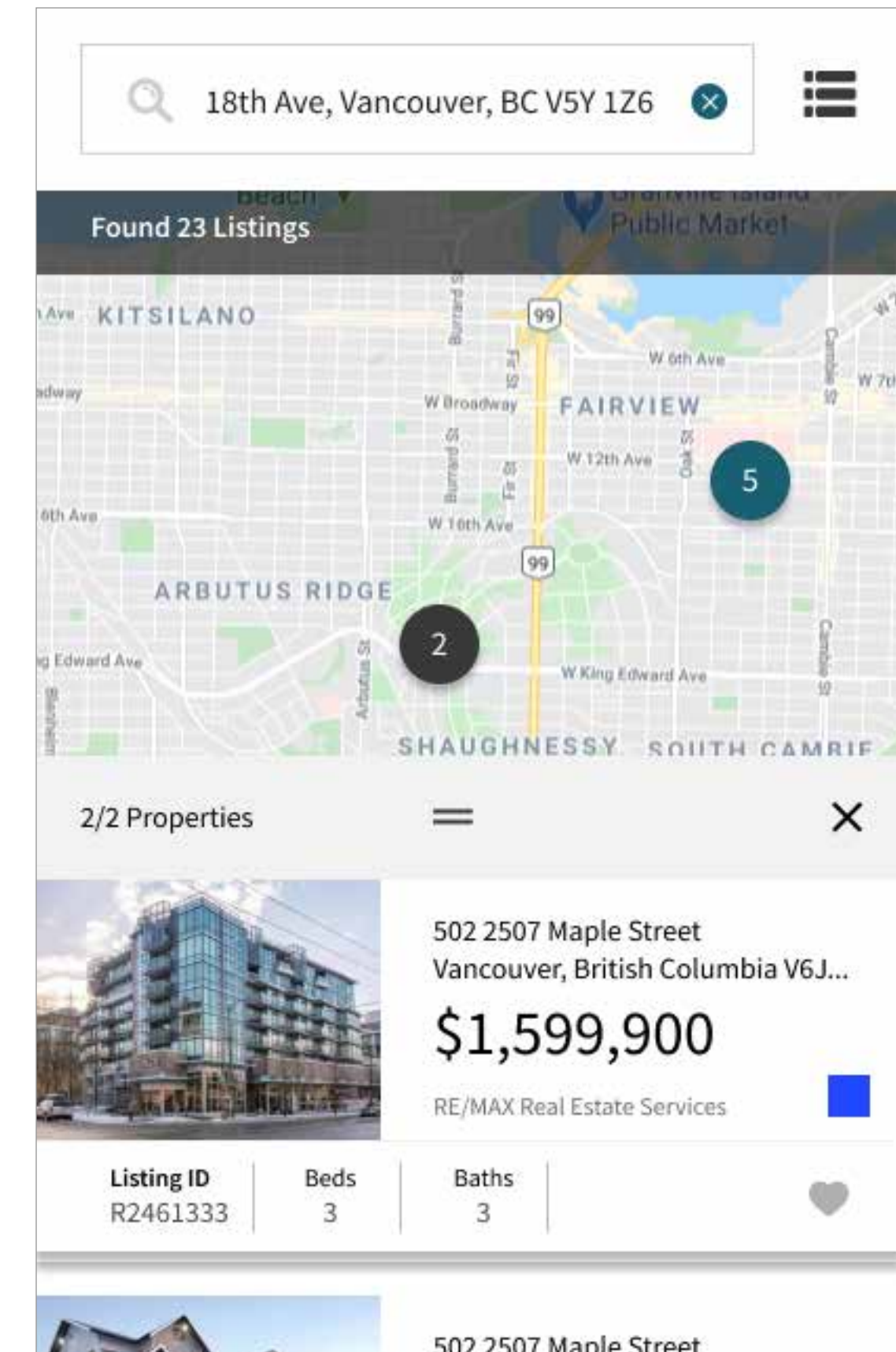
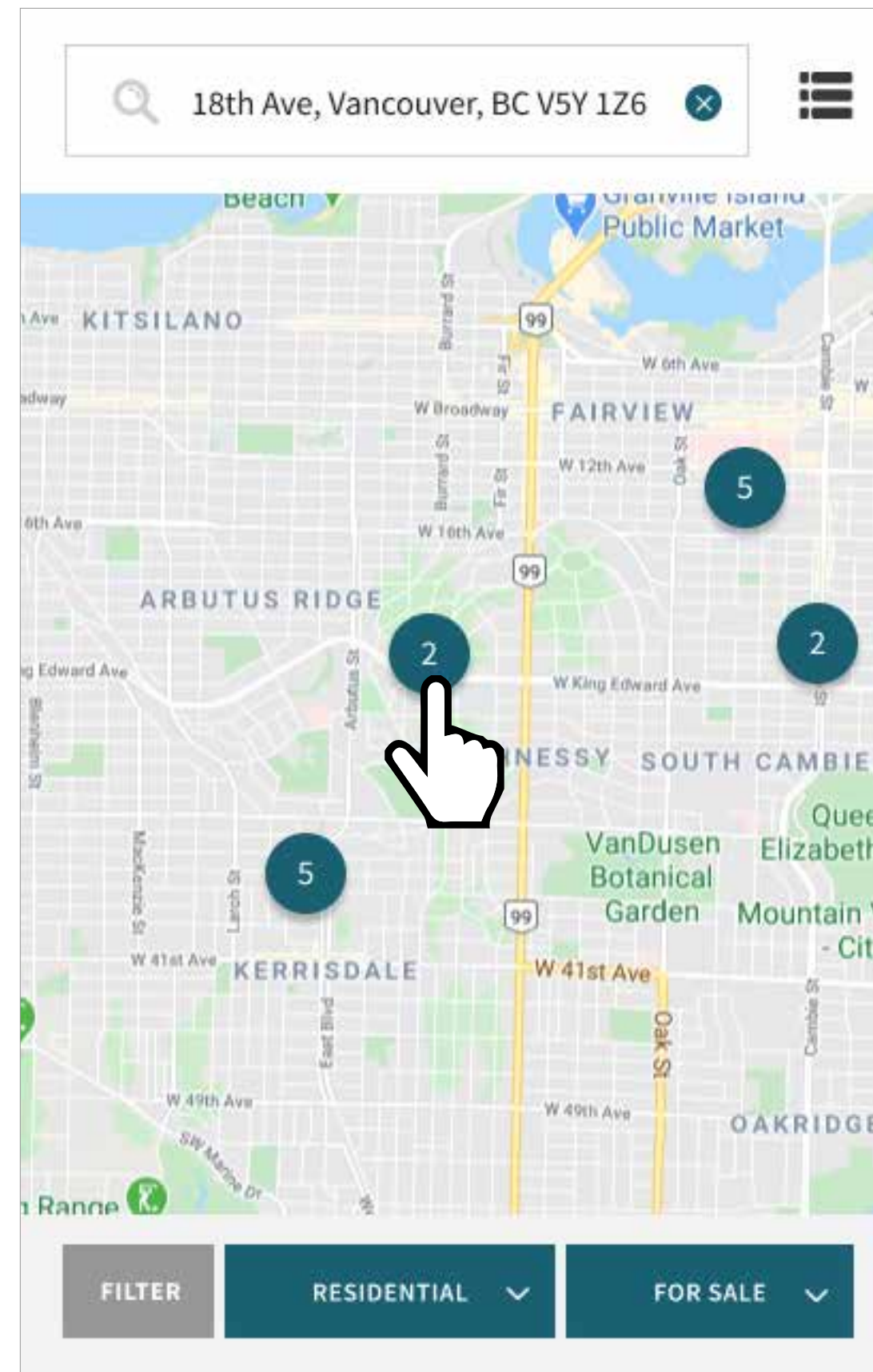




MAP

The map can be interacted with touch gestures like pinched to zoom out or spread to zoom in. When a user taps on a circle indicator the properties in that area slide up.

MAP - LISTINGS SEARCH





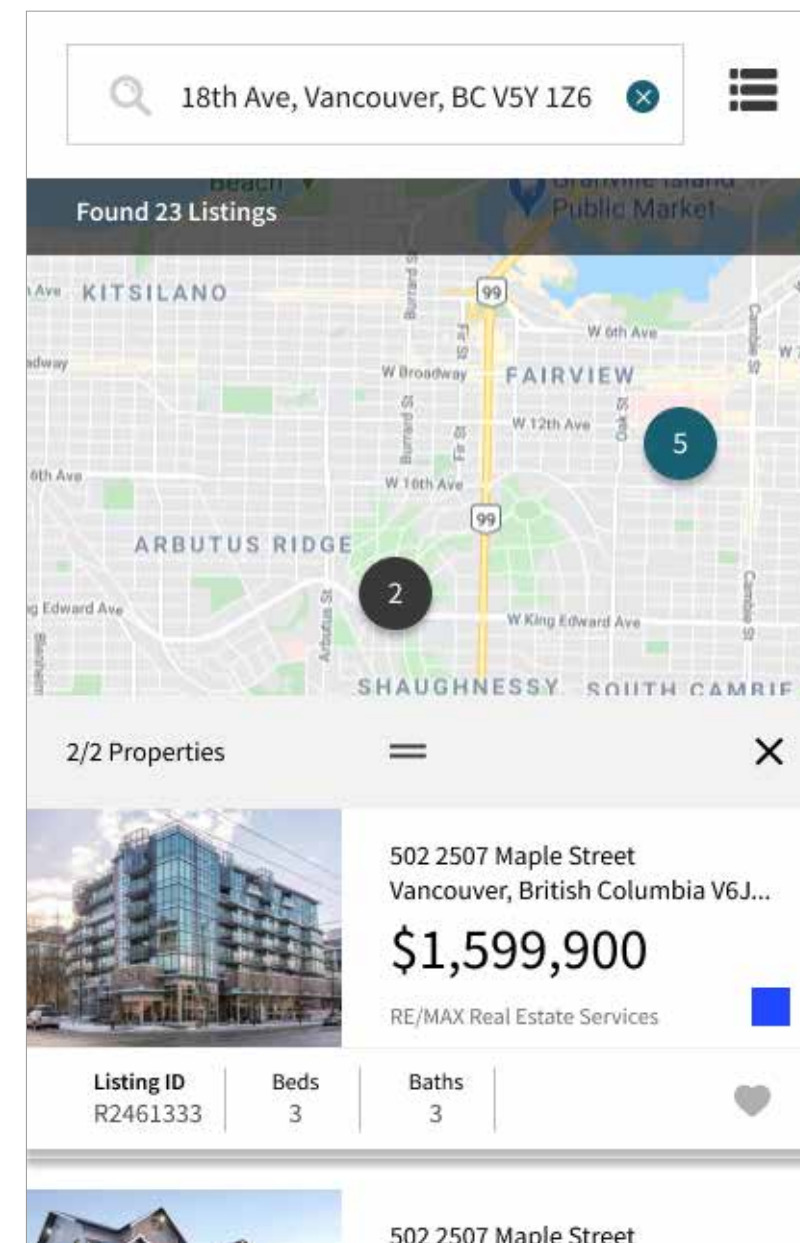
LISTINGS

Please ensure the following proportions are implemented when listing the properties on the map listings page

Listings Card



MAP LISTINGS



LISTINGS GRID

